



DOUBLE DOOR WIRE DOG CRATE

PERFECT FOR HOME, TRAINING & TRAVEL

Recommended by Veterinarians,
Breeders & Trainers

New! 2nd door!



Suitcase Style
Folding for Easy
Transport and
Compact Storage!

4
SIZES



Secure & Safe Slide
Bolt Door Latches











Rounded Corners on All
Panels, Even The Door!

Removable
Plastic Tray for
Easy Clean-up

Wire Construction
Allows Maximum
Ventilation & Visibility

Fully assembled!
Unfold and set-up in seconds!



What size crate do I need?	
	SMALL up to 30 LBS. SINGLE DOOR
	MEDIUM up to 50 LBS.
	LARGE up to 70 LBS.
	EXTRA LARGE up to 100 LBS.
	GIANT up to 130 LBS.
	WIRE CRATE MODEL 100106 24" x 18" x 21"
	WIRE CRATE MODEL 154659 30" x 21" x 24"
	WIRE CRATE MODEL 154703 36" x 24" x 27"
	WIRE CRATE MODEL 154758 42" x 27" x 30"
	WIRE CRATE MODEL 154802 48" x 30" x 33"
Jack Russell Terrier	WIRE CRATE MODEL
Pug	WIRE CRATE MODEL
Miniature Poodle	WIRE CRATE MODEL
Springer Spaniel	WIRE CRATE MODEL
Beagle	WIRE CRATE MODEL
Miniature Pinscher	WIRE CRATE MODEL
Border Collie	WIRE CRATE MODEL
Basset Hound	WIRE CRATE MODEL
Bulldog	WIRE CRATE MODEL
Golden Retriever	WIRE CRATE MODEL
Boxer	WIRE CRATE MODEL
Labrador	WIRE CRATE MODEL
German Shepherd	WIRE CRATE MODEL
Great Dane	WIRE CRATE MODEL
Greyhound	WIRE CRATE MODEL