



# DOUBLE DOOR WIRE DOG CRATE

PERFECT FOR HOME, TRAINING & TRAVEL

Recommended by Veterinarians,  
Breeders & Trainers

New! 2nd door!



Suitcase Style  
Folding for Easy  
Transport and  
Compact Storage!

**4**  
SIZES



Secure & Safe Slide  
Bolt Door Latches











Rounded Corners on All  
Panels, Even The Door!

Removable  
Plastic Tray for  
Easy Clean-up

Wire Construction  
Allows Maximum  
Ventilation & Visibility

Fully assembled!  
Unfold and set-up in seconds!



What size crate do I need?	
	<b>SMALL</b> up to 30 LBS. SINGLE DOOR
	<b>MEDIUM</b> up to 50 LBS.
	<b>LARGE</b> up to 70 LBS.
	<b>EXTRA LARGE</b> up to 100 LBS.
	<b>GIANT</b> up to 130 LBS.
	<b>WIRE CRATE MODEL</b> 100106 24" x 18" x 21"
	<b>WIRE CRATE MODEL</b> 154659 30" x 21" x 24"
	<b>WIRE CRATE MODEL</b> 154703 36" x 24" x 27"
	<b>WIRE CRATE MODEL</b> 154758 42" x 27" x 30"
	<b>WIRE CRATE MODEL</b> 154802 48" x 30" x 33"
Jack Russell Terrier	WIRE CRATE MODEL
Pug	WIRE CRATE MODEL
Miniature Poodle	WIRE CRATE MODEL
Springer Spaniel	WIRE CRATE MODEL
Beagle	WIRE CRATE MODEL
Miniature Pinscher	WIRE CRATE MODEL
Border Collie	WIRE CRATE MODEL
Basset Hound	WIRE CRATE MODEL
Bulldog	WIRE CRATE MODEL
Golden Retriever	WIRE CRATE MODEL
Boxer	WIRE CRATE MODEL
Labrador	WIRE CRATE MODEL
German Shepherd	WIRE CRATE MODEL
Great Dane	WIRE CRATE MODEL
Greyhound	WIRE CRATE MODEL